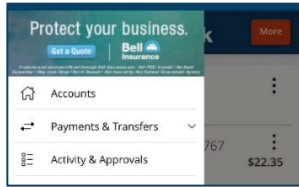


VIEW PENDING MOBILE DEPOSITS

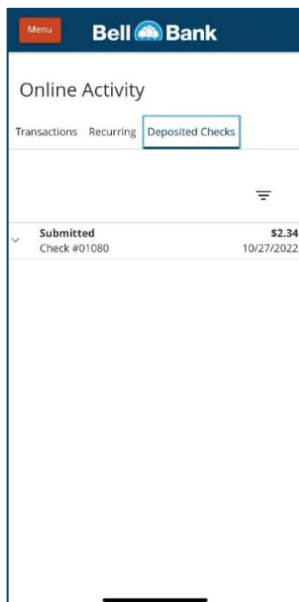
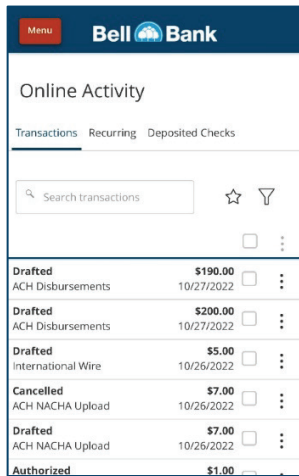
1. Tap Menu in upper left-hand corner.



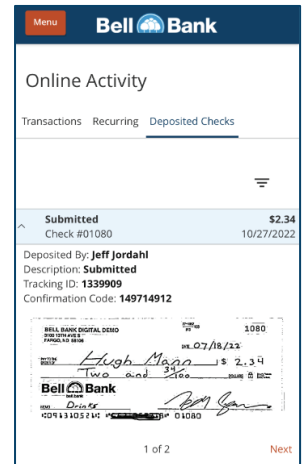
2. Tap Activity and Approvals.



3. Tap the Deposited Checks tab and checks submitted will be displayed.



4. Tap the down arrow next to the left of the listed deposit and the image of the front of the check will be displayed



5. Tap Next to view the image of the back of the check.

