

# HOW TO DOWNLOAD YOUR DIGITAL SECURITY TOKEN

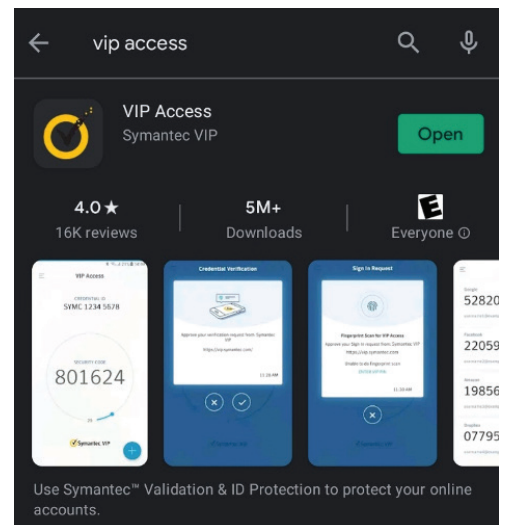
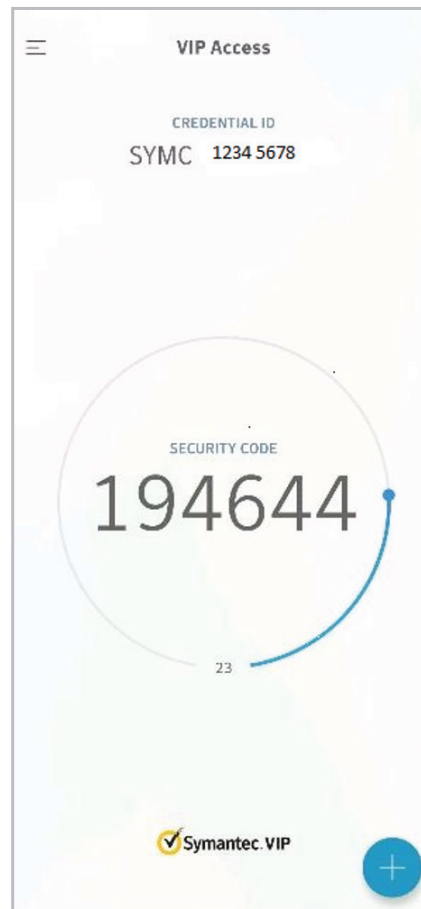
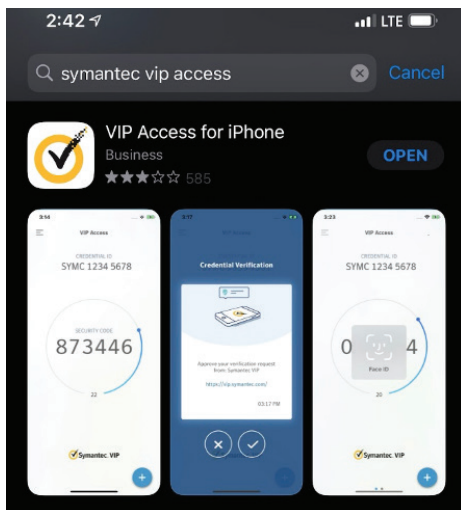
It's easy to download your new digital security token for Business Online Banking. Here's how:

## FOR IPHONE:

1. Open the App Store.
2. Search for "VIP Access" app.
3. Install the app called "VIP Access for iPhone"  
In the screenshot instead of "Open" you will see "Install." Click Install.

## FOR ANDROID:

1. Open the Google Play Store.
2. Search for "VIP Access" app.
3. Install the app called "VIP Access"  
In the screenshot instead of "Open" you will see "Install." Click Install.



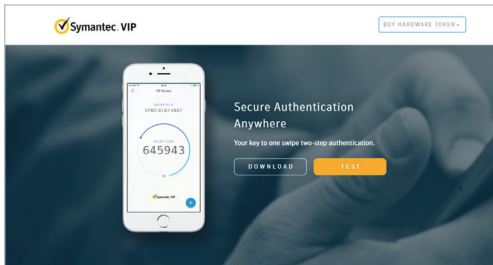
Once the app opens, it will look like this:

The Credential ID is what you need to send to us via secure message.

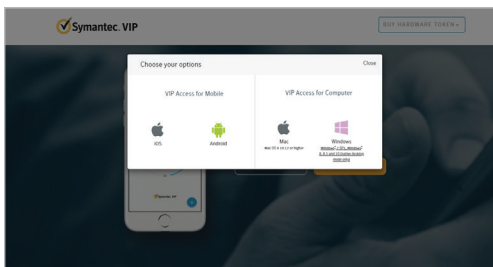
The Security Code is what you will type into the computer when prompted for an authorization code. (The first time you login or send a Wire/ACH, it will ask you twice to type in the security code. Please type in the first security code you see, then wait for the code to change and type in the second security code).

# DIGITAL SECURITY TOKEN FOR DESKTOP:

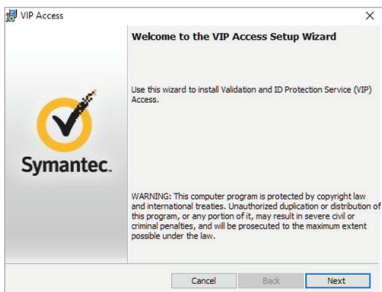
1. Go to: <https://vip.symantec.com/>
2. Click "Download"



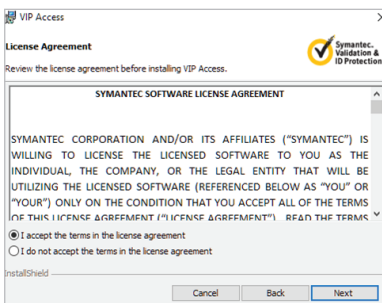
3. Select your operating system.  
Click the "Download" link.



4. Install the file.

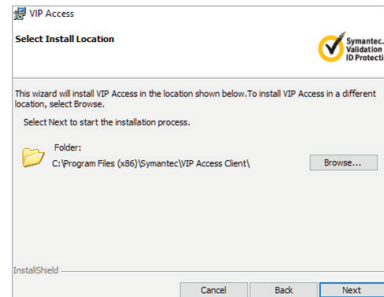


a.

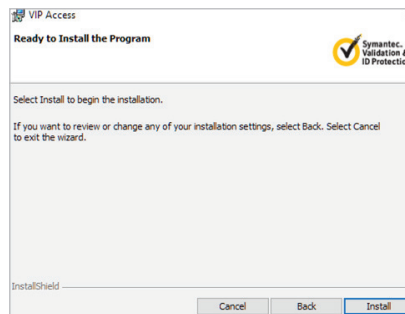


b.

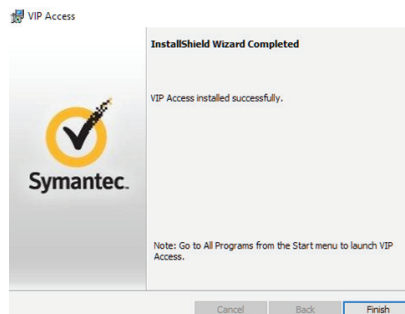
4. Install the file (cont.)



c.



d.

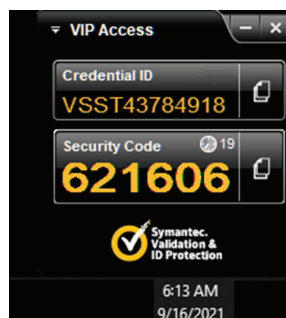


e.

5. Your VIP Access application will appear on your desktop

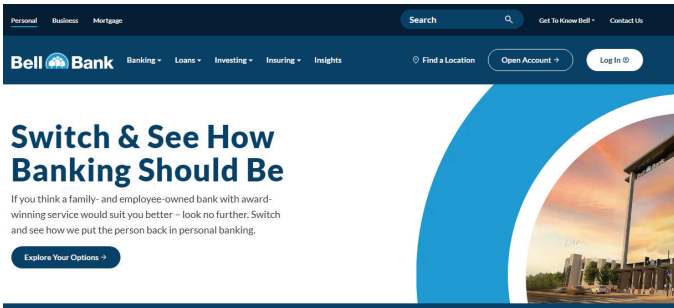


6. Opening the application will reveal your Credential ID and Security Code.

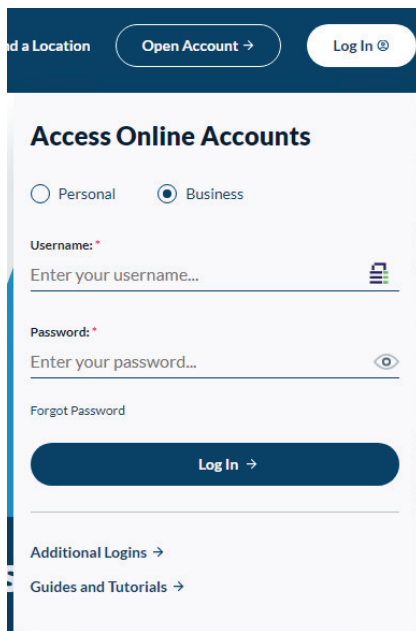


## HOW TO SEND YOUR SYMANTEC VIP TOKEN CREDENTIAL ID

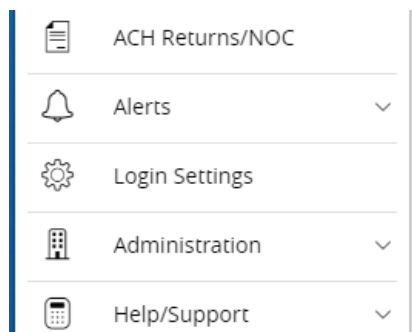
1. Go to bell.bank and click “Log In”



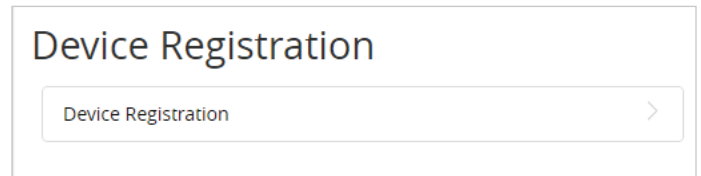
2. Click Business Button, and enter your username and password.



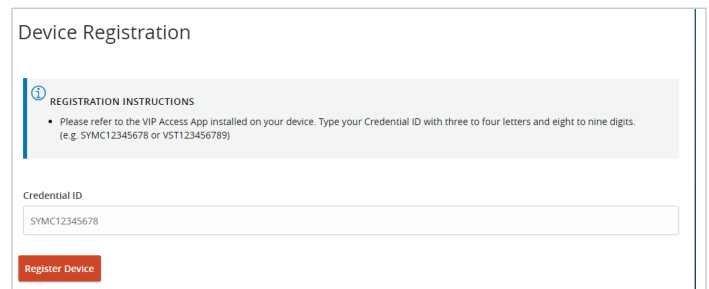
3. Click Login Settings



4. Click Device Registration

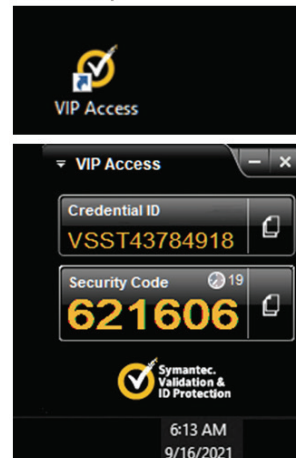


5. Enter the Credential ID from the Symantec VIP Access App




a. Open the Symantec VIP app on your mobile device or desktop.

Desktop



Mobile app



- b. In the Symantec VIP app, locate the credential ID starting with SYMC on the apps main screen.
- c. Enter this number into the body of the message including the characters “SYMC.”
- d. Click Register Device.