

How to Download Your Digital Security Token

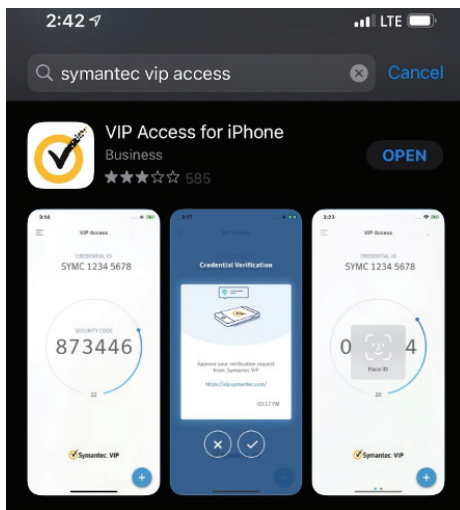
Member FDIC

32944

It's easy to download your new digital security token for Business Online Banking. Here's how:

For iPhone:

1. Open the App Store.
2. Search for "VIP Access" app.
3. Install the app called "VIP Access for iPhone"
In the screenshot instead of "Open" you will see "Install." Click Install.



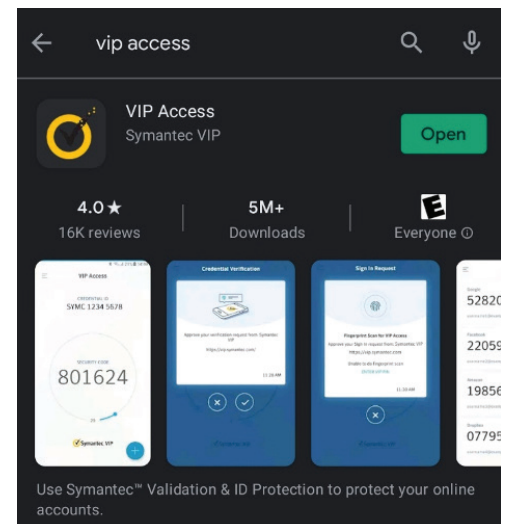
Once the app opens, it will look like this:

The Credential ID is what you need to send to us via secure message.



For Android:

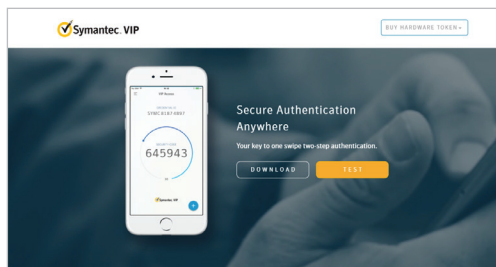
1. Open the Google Play Store.
2. Search for "VIP Access" app.
3. Install the app called "VIP Access"
In the screenshot instead of "Open" you will see "Install." Click Install.



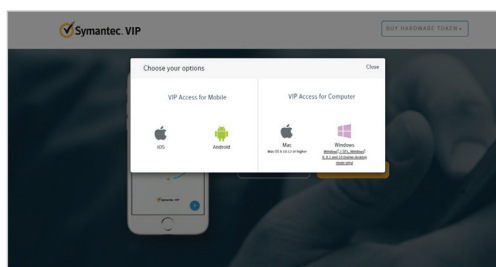
The Security Code is what you will type into the computer when prompted for an authorization code. (The first time you login or send a Wire/ACH, it will ask you twice to type in the security code. Please type in the first security code you see, then wait for the code to change and type in the second security code).

Digital Security Token for desktop:

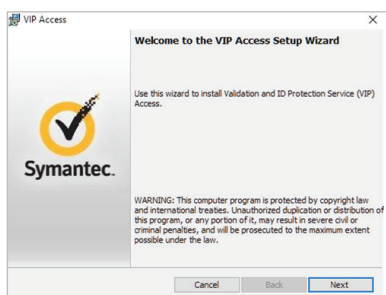
1. Go to: <https://vip.symantec.com/>
2. Click "Download"



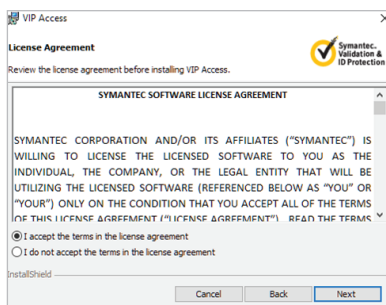
3. Select your operating system.
Click the "Download" link.



4. Install the file.

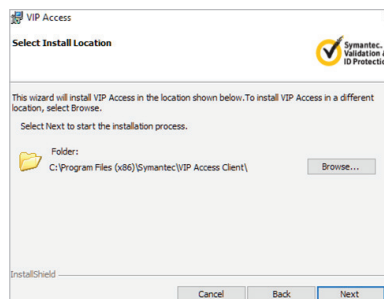


a.

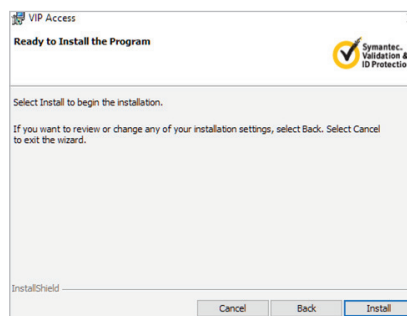


b.

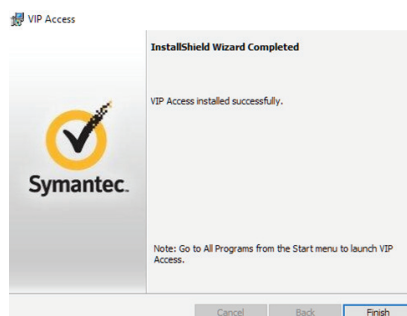
4. Install the file (cont.)



c.




d.

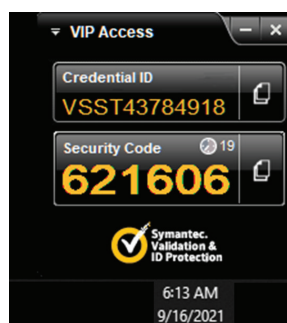


e.

5. Your VIP Access application will appear on your desktop



6. Opening the application will reveal your Credential ID and Security Code.

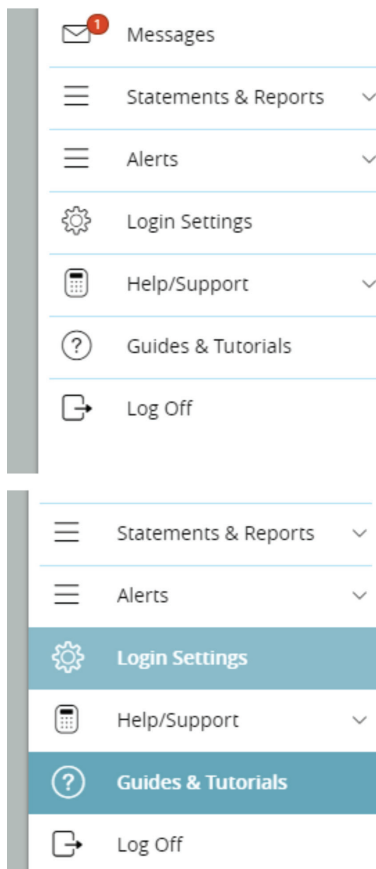


How to Send Your Symantec VIP Token Credential ID

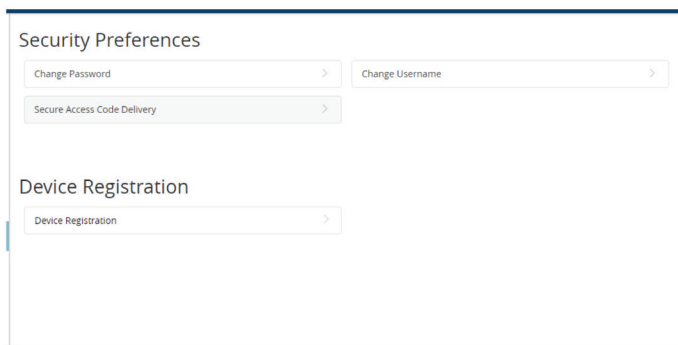
Member FDIC

32944

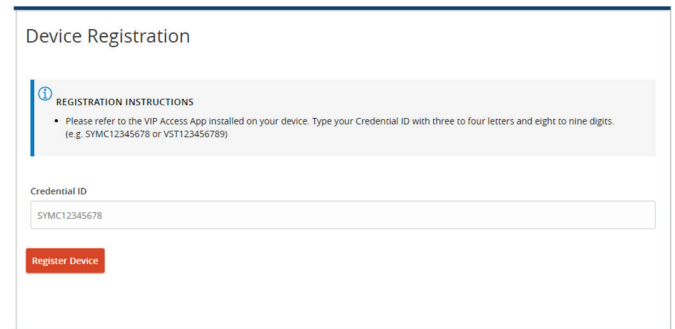
1. Click "Login Settings."



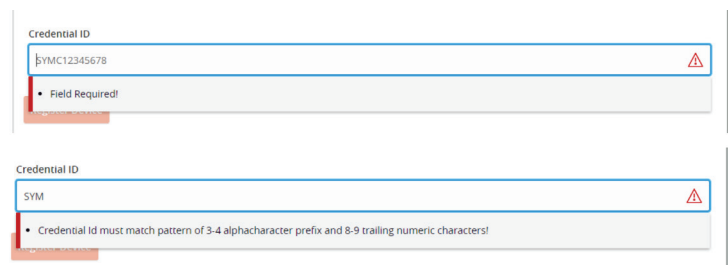
2. Click "Device Registration."



3. Type in your Credential ID, then click "Register Device."



NOTE: In typing your Credential ID, you will need to follow the field requirements.



4. Click "Close."

